




Leeky Seel

Corvair

April 2023



Corvair Minnesota Newsletter

President's message:

Jim Brandberg put on another great tour for us at Odyssey Restorations in Spring Lake Park. The cars and the people were wonderful. Thank you Jim for another great day! Another tour will be in May 20. Watch the Seel for all the information.

Our Spring breakfast will be Saturday April 29th at Ideal Hall. Adults will be \$15.00, kids will be half price.

GMCCA is Sunday June 4th. I hope to see everyone with their Corvairs, PLEASE don't forget to sign up. We need the volunteers to make this day a success.

Our next meeting will be April 11th at Ideal Hall.

President Tom
Tom Quinn



April Birthdays

- Brian Carlson
- Gregg Peters



Happy Birthday to you!



As always, let me know if I have missed your name on the Birthday list
Thanks! Gailquinn263@msn.com (Gail Quinn, Director of Treats)

Corvair Minnesota, Club Information

CMI Meeting Minutes

March 14, 2023 President Tom Quinn called the meeting to order at 7 pm.

24 members in attendance... No Corvairs

Brandberg gave a tech session regarding flywheels, as well as the pressure plates and other components.

Corvair flywheels are a 3 piece design. The original designs are cold riveted. If you have a rattling sound and you push in the clutch and it quiets, than it could be your flywheel. When your flywheel gets out of round, it will take out the pressure plate. If that happens than your ring gear can start to grind against the starter. Which will cause more problems than you really want.

A late flywheel is stepped and the early flywheels are flat.

Early model pressure plates have flat finger. Late model pressure plates have a bent finger. There are different kinds of pressure plates. Corsa and Spyderys used heavier pressure plates with extra clumps of medal.

Financials: Lee, Paul and Tom have the capability to access the CMI financial accounts.

Dan Quinn - Chuck: GMCCA: Admission fee is \$20, spectators is \$10.

Corvair will be in charge of our own vehicles and the main gate. The first 2 openings will have 4 people due to the influx of cars and spectators.

Please consider volunteering. There will 2 people that will be directing cars to park just to ensure that other cars don't approach into the Corvair area. That would be Dave Pederson and I (Amber).

Brandberg Activities Director: This Saturday Odyssey at Spring Lake Park @ 10:45. They work on a lot of pre-war era cars.

Saturday May 20th Roy Bernick Museum in St. Cloud.

The Breakfast Club has a set date at Ideal Hall on April 29th. Approximately 8 am for coffee and cars arriving, breakfast will be served a bit later. We will be sticking to the same schedule as previous years. Prices have gone up to \$15 per person.

Volkswagon Club is interested in joining in one of our events.

Mike Jenkins is our membership coordinator. He will be in charge of handing our Corvair Stickers and Pins to new members. As well as, if you would like a sticker, please feel free to contact him.

#8 David Quinn won \$5

Meeting was adjourned @ 8:05 pm

Amber Leah

Amber Leah
CMI Secretary



2023: Corvair Minnesota Officers, Directors and Coordinators

OFFICERS

President

Tom Quinn
Tquinn1979@msn.com
(C) 612-670-9224

Vice President

Gary Nelson
corvairnelson@gmail.com
(C 612-644-1258

Secretary

Amber Leah
amber.81.leah@gmail.com
(C) 612-251-9498

Treasurer

Paul Schuler
schul3wef1@embarqmail.com
(C) 612-327-9085

COORDINATORS

Technical Editor

Fran Schmit
schmfran@hotmail.com
(C) 952-288-3041

Club Wear Coordinator

Bob Kaczke
bkaczke@gmail.com
(C) 612-916-8769

SEEL Editor

John Herkenratt
jherken1@netzero.net
(C) 612-719-4580

Member Coordinator

Mike Jenkins
rockinracer@hotmail.com
(C) 763-355-0168

BOARD OF DIRECTORS

Ron Scott Dave Pedersen
riskls@aol.com dave14957@gmail.com
(C) 612-600-0360 (C) 612-385-2241

ACTIVITIES DIRECTOR

Jim Brandberg
jimbrandberg@aol.com
(C) 763-444-9334

Seasonal Activities

We had a great time in March at Odyssey Restorations. I thought we'd be doing good to get a dozen but 21 Corvair people showed up. Tom Rasmussen gave a nice overview of their projects and Mark Pearson gave a nice side tour of engines in a side room. The Franklins are especially interesting with the air cooling and all, one fan I saw on the back of an engine looked like a squirrel cage out of a furnace. I'd sure like to watch them working in the metal fab room. Our timing was good at the Sunset Grill. When I stopped on the way in earlier the place was full but when we came for real at 12:30 they fit us all in with no sweat and the whole experience was very good. It's not hard waiting a bit for food when there's good conversation around the table. Even if a restaurant doesn't take reservations, they still appreciate not being blindsided. Most of us know people with cars other than Corvairs so please recommend Odyssey for restoration projects, they've been at it for more than 30 years and do very nice work. Putting Activities together in the Winter takes a little more doing, now it should get a little easier for me. We lucked out on the weather and didn't have to cancel anything due to snow.

Next up is our Spring Car Show and Breakfast on Saturday April 29 at Ideal Hall. This is an especially family friendly (brief) event and good rain or shine. I'm sure there's another page for details but overview is we need to register and prepay so they know how much food to prepare. I'll probably get there early (8ish?) to see people arrive and shoot the breeze, head in for Buffet around 9 and back to the parking lot for more car talk. An open hood always draws me over. We're usually out of there well before Noon so you can do something else with the day. Speaking of something else that same day there's an opportunity for photos outside with the planes at Fleming Field. Wouldn't you and your Corvair look good in a picture with a WW2 bomber or test plane? I bet Ali Long could provide details if we ask her nice.

We have a date of Saturday May 20 for our caravan from Otsego to St. Cloud to see the Roy Bernick car collection. The plan I think is to meet in Otsego mid-morning to look at some Franklins, then follow them up to St. Cloud with a lunch stop on the way. Some of us can look at cars longer than others so we can find our way home on our own or in groups as desired.

GMCCA Car Show is Sunday June 4 at MN State Fairgrounds. Please sign up to help work at the gate for a shift. Many hands make the burden light and it's super easy, hardest thing this year may be listening to people complain about \$10 rather than 5. A raise has been overdue and an in between amount would be a nightmare making change. I'm as cheap as anyone and I don't mind.

Perhaps that's a segue into a reminder to pay your CMI annual dues. I don't think too many grouse about the cost, most slackers just forget and I was even one of those this year. The rest of June is busy with the CORSA convention in Wisconsin Dells and Back To The 50s for half of us. During the Summer season last year we just picked out Car Shows and such here and there. About all I do is try to help promote, each place we go to can use one of us willing to be a hub, it's nicer if we can arrange to park together and some events are easier than others to pull that off. Sometimes we have Corvairs at more than one event on the same day or events show up on the calendar I haven't heard about. I was new last year and will try to pay better attention. Please let me know if you have Activity suggestions, especially if you can help. We've been talking to the VW club about doing something together if someone has any ideas along those lines. One thing they like to do is go somewhere for a hamburger

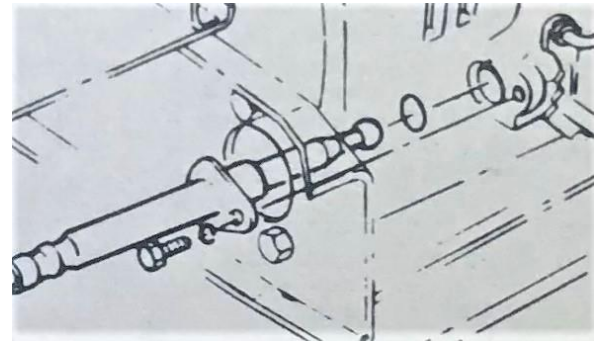
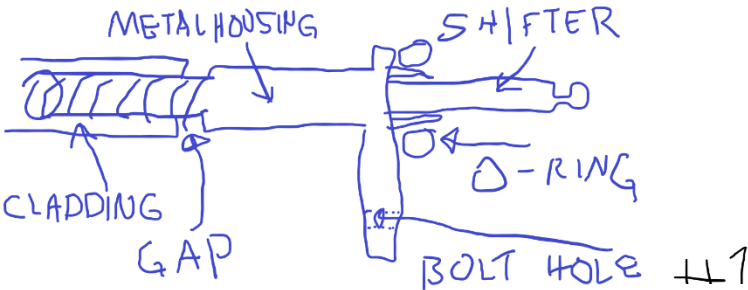
Jim Brandberg

Sept 15, 2021

PG fluid leaks after sitting...Resolution!

A member had a leak-down in his PG after a week of sitting. So, I pencil-whipped my old solution to this classic problem. Here you see 6 sketches. First thing you want to do is order a new gasket for the PG pan and familiarizes yourself with the procedure for re-attaching the ball-end to its pocket on the internal mechanism, as you will need to do that at the end of the procedure.

1 shows the existing shift cable, so we all know what we're talking about. Shop Manual shows it this way.



In sketch #2 we see where the two main leakage points are exposed by the rising of the fluid level, after the PG sits for a while.

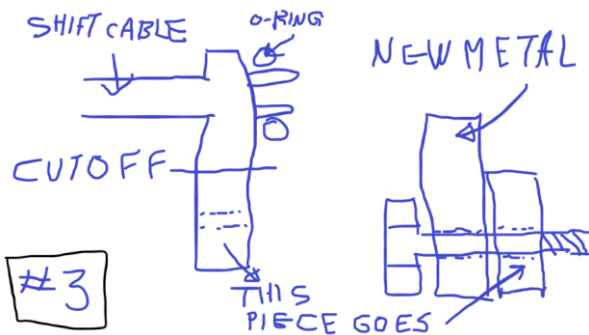
The fluid runs out into the shift cable – which is fine, as it lubes the cable and keeps it in fine running order.



Sketch number 3 shows how you can make the shift cable fit inside of available shrink tubing. The tubing will only shrink to 1/3 of its original size and you want it to shrink down on the shift cable so you can't start out too big. I think I used 1" which would shrink to 3/8". In order to slip the tubing over the anchor (by the O-Ring) I had to cut off the lip of the anchor and make an L-bracket.

The rebuilt bracket will first allow for the cable anchor to be smaller! Then it will allow you to slide the tubing over the Anchor and the L-bracket will push the cable straight into the PG compressing the O-ring nicely.

If you can't see how this works, talk to me and I will draw some more pictures...because you have to do this correctly in order to make the shrink tubing idea work.



I included sketch #4 simply to help you make the bracket smooth enough to accommodate the tubing sliding over that anchor bracket. This is just as important as any other part of the idea, so we need to get that right.

Now we are getting to the part that works to seal your PG leaks! Sketch #5 shows the cable with the shrink tubing slipping over the anchor bracket and all along the shift cable. By the way, you don't have to remove the cable from the vehicle to do this -- it can be done underneath for the full operation.



Breakfast and Corvairs

April 29, 2023

8:00AM – Noon

Beverages available 8:00 – 10:30

Food served 9:00 – 10:30

Location: TCT Ideal Hall

1494 Dale St. N, St. Paul, MN 55117

Cost: \$15.00 per person (\$7.50 for Kids, 10 and under)

Meal includes: Eggs, Potatoes, Bacon, Fruit, French Toast Bake, Juice & Coffee

Please RSVP no later than April 11th

Send payment (checks made out to CMI) to:

Dave Pedersen

14957 Durant St NE

Ham Lake, MN. 55304

(or bring payment to the Membership meeting)

RESERVATIONS are REQUIRED

Total # People @ \$15.00 = _____ (List Name and Address below)

2023 International CORSA Convention

Hosted by Wisconsin CORSA Chapters

CORSA is pleased to announce that The Chula Vista Resort, Wisconsin Dells, Wisconsin will be our Convention destination in 2023 starting on June 19 thru June 24, 2023. More info to come. You can check out the Chula Vista Resort online at <https://chulavistaresort.com/> And you can see all that Wisconsin Dells has to offer at <https://www.wisdells.com/wisconsin-dells-attractions/scenic-tours>

Host Hotel Location:

Chula Vista Resort
1000 Chula Vista Parkway
Wisconsin Dells, WI 53965
United States

Booking Information for Hotel Rooms:

Booking Code: i79431
Toll Free #: (844) 240-4922

Room Rates:

\$ 129 per night. QJP/QJS/FSTU
\$ 249 per night. 2 BDRM CONDO
\$ 378 per night. 3 BDRM CONDO

When

June 19th, 2023 12:00 AM to June 24th, 2023 12:00 AM


Location

Chula Vista Resort
1000 Chula Vista Parkway
Wisconsin Dells, WI 53965
United States

[2023 International CORSA Convention \(corvair.org\)](https://www.corvair.org)




PG Leak, continued from page 4



Also, would be a good idea, somewhere along the line to practice slipping the ball-end up into that cute pocket they built for the ball-end. You don't want to break that Ball off. I know!

Now we get to the final sketch: You might want to read this over a few times and talk to me for clarification on any sticking points. It's not a difficult procedure but it might have parts of it that are unfamiliar to you and it would be better to talk them out beforehand!

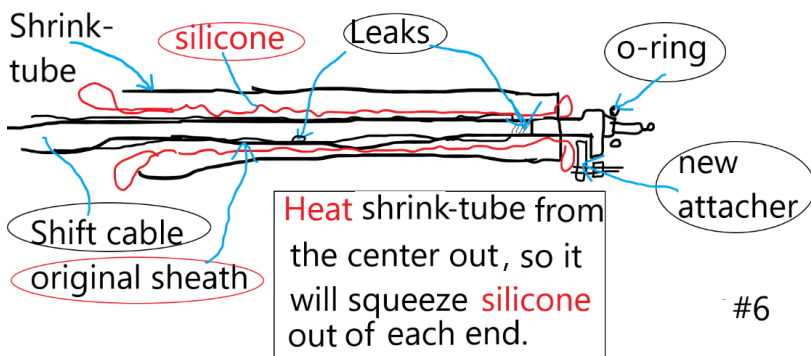
Clean the outside of the old oily cable with starter fluid or acetone or some other good degreaser and then smear the two feet of cable that will be protected, with the silicone sealant – color doesn't matter. Slide the shrink tube along the cable and position it to cover the two leaking spots – then bring the heat gun to the center of the length of tubing and commence heat-shrinking from the center to each end. This will force any excess silicone out of the ends, giving you a nice smooth tubing encasing your PG shift cable and absolutely plugging the two major leaks in that cable. Once you have reattached the Ball-end of



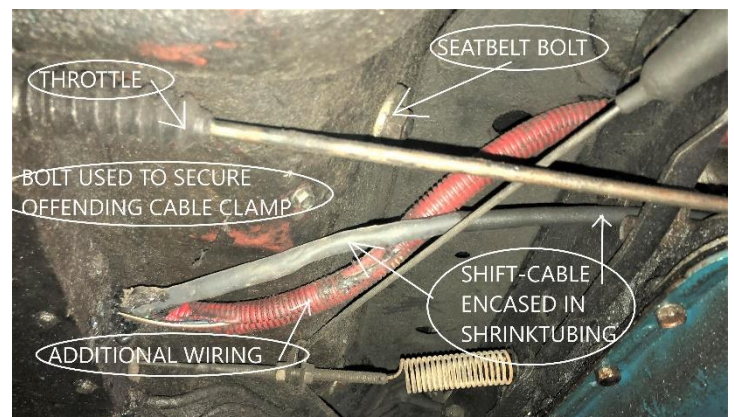
the shift cable to its internal pivot you can employ your new 'attacher' (L-Bracket) and squash that big fat O-ring nicely! Happy CORVAIRing, as always!

Fran Schmit

Photos from Sept 2021 show that old shrink-tubing still doing its job!



#6



41st Annual General Motors Car Clubs Association
ALL GM CAR / TRUCK
SHOW AND SWAP MEET



Live DJ playing music
 Food vendors on site
 Dash plaques to first 500 show vehicles

SUNDAY, JUNE 4, 2023 • 8 AM - 2 PM
MINNESOTA STATE FAIRGROUNDS - MACHINERY HILL

ALL GM CARS/TRUCK WELCOME INCLUDING

*BUICK • CADILLAC • CAMARO • CHEVELLE • CHEVROLET • CHEVROLET/GMC TRUCKS • CORVAIR • CORVETTE
 EL CAMINO • GMC/CHEVROLET MINI-TRUCKS • NOVA • OLDSMOBILE • PONTIAC • UNIQUE/OTHER GM*

Spectators: Spectator Gates open at 8 am—**New Time!**—

- General Admission: \$10.00/Adult
- Children under 12: FREE

Show Vehicles: Show Vehicle Gate open at 8 am—**New Time!**—

- \$20 Day of Show (includes one passenger)
- Show Vehicles must enter show at Larpenteur Ave & Underwood



For Sale Vehicles: For Sale Gate opens at 8 am

- For Sale Vehicles \$25 Day of Show (all makes welcome)
- For Sale vehicles must enter show at Larpenteur Ave & Underwood

Swap Area: Swap Gate for swappers opens at 7 am —**New Time!**—

Swap Gate for everyone else opens at 8 am

- Swap Space \$25 Day of Show per 15' x 20' space - **ST-19 Required!**
- Swap vehicles must enter show at Randall & Dan Elmer Way
- All makes of parts are welcome!
- Optional Saturday swap setup available from 9 am-12 pm sharp June 3th 2023
- Visit links below for updated event information



www.gmcca.com

www.facebook.com/GMCCAssociation

STATE FAIR RULES PROHIBIT: OPEN FIRES, BBQs AND ALCOHOLIC BEVERAGES. - **PETS ON LEASHES ONLY**

CMI Classifieds

Wanted: 1 or 2 EM aluminum slotted wheels. 4 bolts on 4 1/2" center. 5 1/2 or 6" wide.

I have two of 1 kind and one of another kind and would like to make a set of 4.

Maybe you have some and don't have a full set either. I don't want Uni-lug.

Trying to use CJ Schmit wheels on a low budget Rat Rod EM coupe project.

Jim Brandberg 763-444-9334 or jim@corvairrepair.com.

Wanted: The El Corvino has been getting attention at car shows and I'm thinking about the next project. I'm looking for a few cars to make another custom Corvair.

I need a station wagon, an early 2 door and an early 4 door, none of which need to run.

The wagon needs to have a good body - nothing else matters, I'm going to put in a 64 suspension, different interior and customize the body.

Send me an email with some information and pics. Dave Pedersen dave14957@gmail.com

Needs a new home:

Vacuum Pump. 110 V AC. Fittings mate with Freon connectors. Rolls easily on four casters. Free home delivery within reason. [Fran Schmit](mailto:Fran.Schmit) (952) 929-9174 schmfran@hotmail.com



GM Signs and Memorabilia Wanted

Seeking original Chevrolet/GM/Pontiac dealership signage and memorabilia. original NOS parts AC Delco, United motors OK used cars sports dept. etc. looking for stuff in good to excellent condition. cash paid and will pick-up

[Chad Blomberg](mailto:Chad.Blomberg) (612) 214-1866 cbinthecloud@icloud.com

I have parted out many Corvairs and have a wide variety of parts.

I now have good used starters. They have been inspected and cleaned up internally and tested on an engine. \$120 for the ones with a new solenoid, \$100 for the ones with original solenoid.

I have a few worn out but not catastrophic failure \$400 core engines for the airplane guys. 65-67.

I have about 20 engines that have not been evaluated. I could do so depending on need.

I've got many transmissions and differentials. Complete front and rear suspension assemblies.

763-FourFourFour-9334

Check us out...



For more information on
Corvair Minnesota,
visit our website:
www.corvairminnesota.com

Follow us on
Facebook:
Corvair Minnesota



Public group · 326 members

(as of 03/28/2023)

Spot a 'Vair!



I'm sure it'll buff right up!

*CMI is a non-profit corporation, chartered with the CORVAIR Society of America. Send CORVAIR Minnesota's \$20.00 annual dues, payable by Jan 01, to the CMI Treasurer. Membership in CORVAIR Minnesota entitles you to the monthly newsletter, the **Leeky Seel**, with free ads for members, a club window sticker, discounts on club activities, information on parts availability and good advice on the preservation and enjoyment of the CORVAIR automobile. **Yeah!***

THE LEEKY SEEL

408 7th St S
Hopkins, MN 55343-7722

TEMP – RETURN SERVICE REQUESTED



*The next CMI meeting will be held on the 11th of
April at Ideal Hall*