

LEEKY



SEEL

CORVAIR MINNESOTA NEWSLETTER

April 2018

*Then
And
Now*



Prototype FC photographed on 3/19/1959



FC posted on Facebook by Peter Fredsall on 3/08/2018



CORVAIR MINNESOTA

General Membership Meeting

March 13, 2018

President Jack Bacon called the meeting to order at 7:20, the conclusion of the special Veterans' Program during the Minneapolis/St. Paul International Auto Show at the Minneapolis Convention Center. 19 members were in attendance.

Following the creed:

Treasurer's Report:

Previous balance	\$2800	
Income	\$120	
Expenses		(\$25)
Current Balance	\$2895	

Paid Members for 2018: 59

Secretary's Report: Approved without reading.

NEW BUSINESS:

American Legion National Convention Parade: Joe Schwert has returned to Minnesota and will make plans as soon as the Legion communicates the number of our vehicles they desire for their parade.

Joe will develop a detailed list of willing vehicles and/or drivers anxious to participate.

GMCCA Car Show & Swap Meet: Dan Quinn updated us on this year's GMCCA show. This year we will revert to manning the collection of cash at the entrance after last year's experiment. We will also have responsibility for the car corral, which seems to be growing each year. Members were urged to take extra flyers to keep them in their cars. . .perfect to hand out when someone says "I haven't seen one of those in years!"

GMCCA is looking for thoughts on keeping the event fresh and attractive for both participants and attendees. Dan encouraged CMI members to develop ideas for him to take back to the GMCCA board.

Recent Activities:

The February 15 Smith Foundry Tour was enjoyed by members attending this perfect winter activity.

Upcoming Activities:

April 10: Membership meeting at the MUM, 7 P.M.

April 28: Pancake Breakfast at the Moose Bar & Grille in NE Minneapolis, 10 a.m.

May 8: Membership meeting at the MUM, 7 P.M.

May 12: Adopt-a-Highway, 8 a.m. @ Dobo's.

May 19: Adopt-a-Highway Back-up Date, same time, same place.

June 3: GMCCA Car Show & Swap Meet. It will be here before you know it, get your Corvair winter projects done!

July 4: Delano Parade, details to follow.

July 23-28, 2018: Corsa National Convention, Pittsburgh, PA, 687 miles, 3 months to prepare!

North St. Paul Cruise-ins: No dates issued yet!

August 26, 2018: American Legion National Convention Parade, Minneapolis, MN. Just as several years ago, they have requested our vehicles for this event.

Summer 2019: Corsa National Convention, St. Charles, IL, 15 months.

Summer 2020: Corsa National Convention, San Diego, CA, 27 months, 1978 miles.

BREAK: We were on our own at the food stands, Gail Quinn enjoyed the month off!

We adjourned at 7:40 to enjoy the Auto Show.

Respectfully submitted,

Chuck Johnson



CMI 2018 Schedule

Membership meetings are on the 2nd Tuesday of each month (unless otherwise announced)

Board of Directors' meetings are on the last Thursday of each month (unless otherwise announced)

- April** 14-15 GSTA, Coliseum, State Fair Grounds (<http://www.gstarod-custom.com>)
10 Membership meeting – MUM, 7:00 p.m. (Culver's for pre-meeting @ 6 p.m.)
26 Directors' meeting
28 Pancake breakfast – The Moose (356 Monroe St NE Mpls), 10:00 a.m.
- May** 06 Spring Extravaganza Car Show and Swap Meet, State Fairgrounds, 7:00 – 3:00
(www.gopherstatebuick.org)
08 Membership meeting – MUM 7:00 p.m. (Culver's for pre-meeting @ 6 p.m.)
12 Adopt a Highway – meet at Dobo's, 8 a.m.
12 Stamp Out Hunger – USPS Food Drive
19 Adopt a Highway – rain date
31 Directors' meeting
- June** **03 GMCCA – State Fairgrounds**
11-15 All Chevy Show, Worthington (sponsored by VCCA)
12 Membership meeting – tbd
17 Buffalo Days (at the airport)
22-24 Back to the 50's, State Fairgrounds (www.msra.com)
28 Directors' meeting
- July** 04 Fourth of July Parade, Delano – Post Parade Picnic @ the park
10 Membership meeting – tbd
11-15 Maple Grove Days
12-14 Iola Old Car Show and Swap Meet
23-28 CORSA convention, Pittsburgh, PA <http://corvairpittsburgh.com/>
26 Directors' meeting
27-29 Little Log House show, Hastings (<http://www.littleloghouseshow.com>)
28 Kolacky Days, Montgomery, MN (Classic car show 7/23; 9 am-3 pm)
(<http://www.montgomerymn.org/>)
22 10,000 Lakes Concours d'Elegance, Excelsior (<http://10000lakesconcours.com/>) 9:00-4:00
- August** **14 Membership meeting – tbd**
11 New London – New Brighton Antique Auto Run (<http://www.anticuecarrun.org/>)
19 Pantowners Car Show, Benton County Fairgrounds (<http://www.pantowners.org/carshow.html>)
XX Christ's Cross Car and Craft Show, Ham Lake, MN (www.christscrosscarclub.org)
26 American Legion National Convention Parade, Minneapolis
30 Director's meeting
- Sept** **12 Membership meeting**
08 Classics by the Lake, Buffalo, MN 10am – 2pm
28 Directors' meeting
- Watch for:** **Bent Brewery Tour and Car Show; Classic Car Nights, Victoria; North St. Paul; 7 Hi Cruisers, Buster's in Mankato**

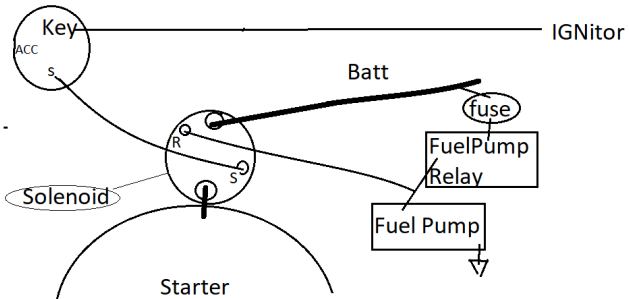


Fran adds a Diode

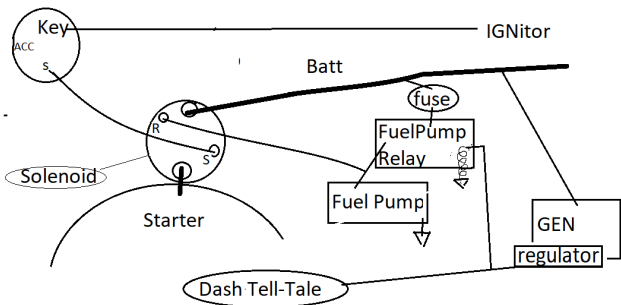
Years ago, I installed an Ignition switch from a Late Model in my FC as I wanted an Accessory terminal. Problem was that I sometimes switched the key all the way to the left and when I thought the key was OFF it was on ACC and I had a dead battery! Later on, I found an Early IGN Switch with an ACC terminal...so I saved it. Interesting thing about the Early IGN switch is that the terminal for the coil is not connected during crank BECAUSE the 'R' terminal is "HOT, during crank - only" and they didn't want 6 and 12 V on the coil at the same time.

Also, years ago, when I went to an Electric Fuel Pump I decided to add a PRIMing circuit to run the pump during cranking. That was about the same decade that I went to a

resistance wire, I didn't need the Yellow wire that comes up from the starter to bypass the Resistor wire in the IGN wiring circuit. That 'R' Terminal on the Starter (HOT during crank) made an ideal spot to pick up that PRIME wire. So, I ran a wire from the 'R' to the Fuel Pump. Looked like this:

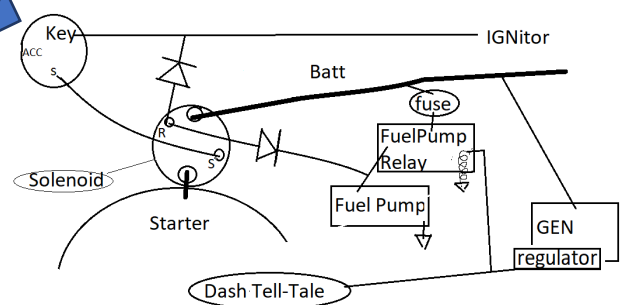


All was well, till I changed that IGN switch back to the Early design. I had lots of cranking but no fire! Oh, I said, I need that yellow wire, again. However; I also had the 'R' terminal going to the Fuel Pump. With the new Yellow wire installed the engine not only cranked but fired right up. Just wouldn't turn off! Here's how it looked with my GEN shown in the circuit. The running engine has a working GEN and that turns off the Tell-Tale light on the dash. I use that circuit to activate my Fuel Pump Relay so that the pump will shut off if/when the engine dies. Note that when the GEN is working the Tell-Tale is dark and the FP is on which makes the 'R' terminal HOT.



So, I put a diode in my "R to IGN" wire to let the 'R' fire the IGN during cranking...AND...put a diode in the "R to FP" wire to prevent the FP from feedback into the IGN. Like this:

Now we are all sweetness and light, with Starting, Igniting, Pumping, Regulating and Lighting. Also, no dead battery with the key all the way to LOCK.



Keep on CORVAIRing, Fran

36th Annual General Motors Car Clubs Association

ALL GM CAR / TRUCK SHOW AND SWAP MEET



Live DJ playing music
Food vendors on site
Dash plaques to first 500 show vehicles

SUNDAY, JUNE 3, 2018 • 8 AM - 2 PM
MINNESOTA STATE FAIRGROUNDS - MACHINERY HILL

SPECTATORS

*General Admission: \$5.00/Adult
*Children under 12: FREE

EVENT INFORMATION

www.gmcca.com
www.facebook.com/GMCCAssociation

***STATE FAIR RULES PROHIBIT:
OPEN FIRES, BBQ's AND
ALCOHOLIC BEVERAGES.
PETS ON LEASHES ONLY**

PARTICIPANT AWARDS FOR

**BUICK • CADILLAC • CAMARO • CHEVELLE • CHEVROLET • CHEVROLET/GMC TRUCKS • CORVAIR • CORVETTE
EL CAMINO • GMC/CHEVROLET MINI-TRUCKS • NOVA • OLDSMOBILE • PONTIAC • SATURN /OTHER GM**

Show Vehicles: Gates open at 7am - Enter at intersection of Larpenteur Ave & Underwood.

For Sale Vehicles: Gates open at 7am - Enter at intersection of Larpenteur Ave & Underwood.

Pre-register for guaranteed space (until 10AM) & reduced entry fee.

Swappers: Gates open at 6am - Enter at Snelling Avenue main gate - All makes of auto parts are welcome!

Spectators: Gates open at 7am to the show/swap area.

Please print legibly or use address label

REGISTRATION FORM

Name _____

Street _____

City _____ State _____ Zip _____

Phone () _____

Car Club Affiliations (if any) _____

SWAP SPACE - 15'x 20' Space

\$10 each preregistered before 5/15

\$15 each after 5/15

[ST-19 Required](#)

FOR SALE AREA VEHICLES (All Makes)

\$15 per vehicle preregistered before 5/15

\$20 per vehicle after 5/15

NO 'For Sale' signs allowed in the show area

GM SHOW VEHICLE

Make _____ Year _____

Model _____

Preregister before May 15th - **\$10** per vehicle

Register after May 15th - **\$15** per vehicle

Includes Car, driver & one passenger per admission.

Make checks payable to and send
pre-registration form to: **GMCCA**
9632 Wyoming Terrace
Bloomington, MN 55438

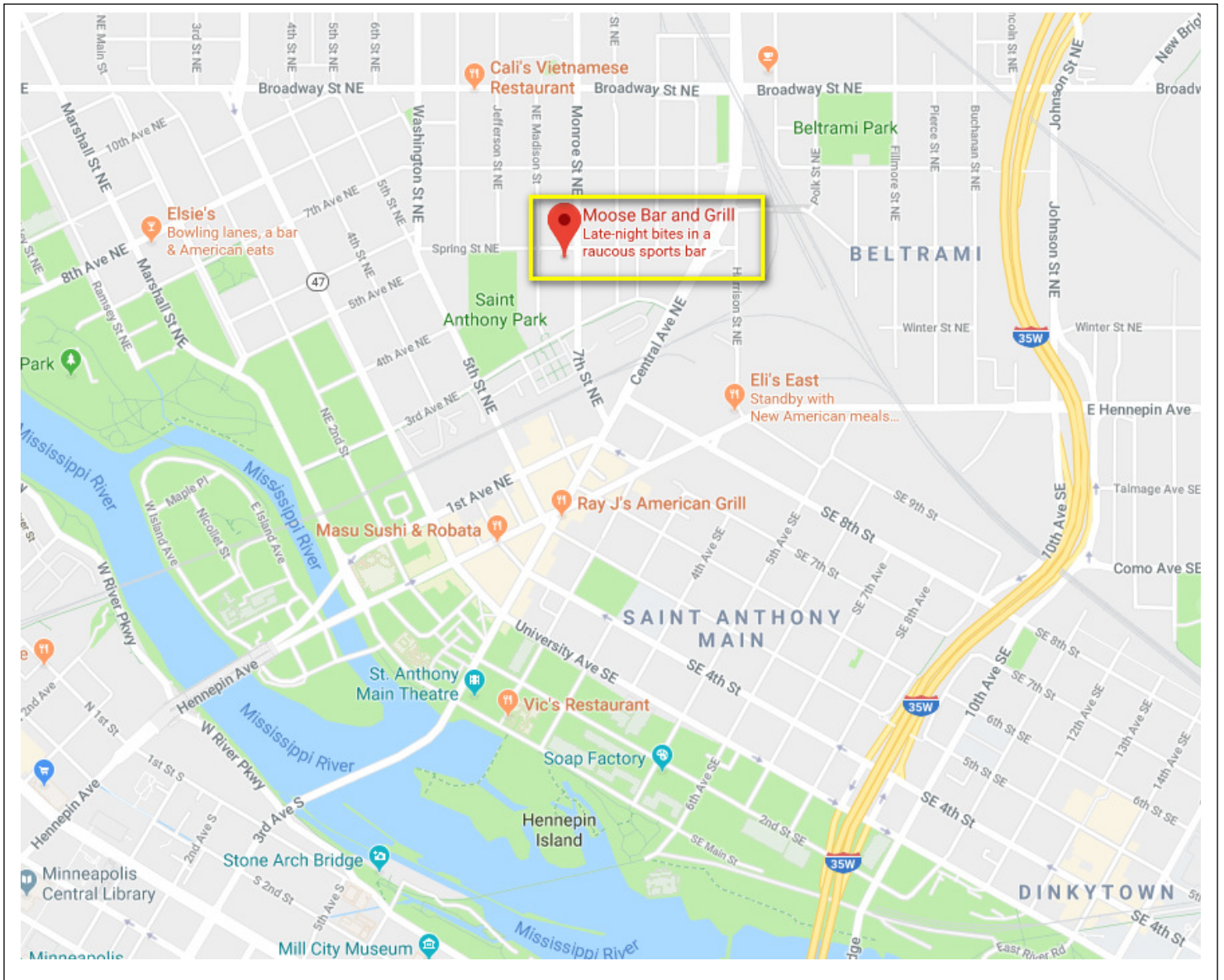
Annual Corvair Minnesota “Pancake” breakfast

Saturday, April 28th

This year’s breakfast will be at the Moose Bar and Grill
356 Monroe St NE
Minneapolis, MN
at 10 a.m.



NORTHEAST MINNEAPOLIS



Hinged Engine Cover


Looks like this today: Yes, it is nearly square because it is a combination of the engine cover and the transmission cover that I have welded together and hinged at the front. If you look closely, under the rope in the picture, you can see the piano hinge that supports the lid all the way across. It is held in the open position by a pair of gas springs – common items on modern cars. The latch at the top of the picture secures the lid while driving and compresses the rubber gasket under the lid.

The reason I am working on the lid now is to smooth out the 'looks' of the transition area between the old engine lid and the transmission cover as the longitudinal strips built into those pieces are not continuous. Where the screws, that hold the engine lid down, are positioned, there are no strips...so I had to build them



in. This involved some artistic welding – not pretty but structural – followed by the liberal use of Bondo, to work the 'pretty' part.


Here's how the transition region appeared a few weeks back: The strips were 4-5 inches apart and I had to build each strip so that it could mechanically support itself while up in the air. The ribs, or strips, make a piece of flat stock a whole lot stiffer.



The latch keeps the lid from flopping. I once took a load of scrap to the metal yard and when the big Magnet came over me and was lifting crankshafts, etc. up out of the bed, it also had a good hold on my engine lid. Fortunately (!) the hinge was firmly attached - but my view out back, through the mirror, was terrifying. That gave me the idea to secure my lid – better.


Here's a view of the latch from underneath: and one from above:

What is under that deck? Yes, there is a plug built into the oil filler hole and a plug built into the Fuel Pump hole and a Late Model GENERATOR and yes, it is all RED. The OPSU is on the Oil Filter and a Temp sensor is where the OPSU used to be. When I go to car shows, I back in, so it's easier to show what's under there!



First, they get a 'talk' on the RAMP, then we open the deck.

Keep CORVAIRing, Fran



I Bought a New Radio

I bought a new radio, on line for \$20, for my '61 FC. Here it is, installed.



When I got it, I was surprised at how small it was. When I took it out of the box, I weighed the radio and was amazed that it weighed only 7 ounces.

I was curious enough to open it for a look-see.

Inside were only two circuit boards and a whole lot of air!



A funny thing, it can be controlled by a 'clicker' which comes with no Battery. When I bought a battery, for the clicker, it cost \$2. 10% of the cost of the whole radio!



This little box has a USB port, a phone jack for stereo input and an SD slot.

60 Watts into four speakers also seems over the top for such a teeny box.

I suppose we can call this one of the Wonders of Modern Science.



Afterwards, I wondered why they used such a BIG box!

Keep on CORVAIRing, Fran

(8)

CMI Classifieds

1964 Corvair Convertible 2nd owner, 43K miles, four speed, 110HP Exterior: Maroon, Interior: Black, no rips/tears. Top & rear window in excellent condition. Dual exhaust, spinner hub caps. \$7,900. Curt Robinson 952 934-6069 or Curtnanrob@aol.com




WANTED

I have a client that is in search of a good driver quality, reasonable priced coupe (early or late); needs to have a powerglide.

Please contact Gary Nelson at 612-644-1258

Thanks!



1963 Corvair Monza convertible; body and suspension restored; engine is not assembled. Aftermarket seats, fuel injection (still in box), many other new parts.

Dave Pugh pugh.dave@gmail.com 507-285-3384



1962 Corvair 700 Monza Station Wagon. Second owner selling in order to finish another project car. 66,000 miles with two-speed powerglide transmission. Body work and paint (original white) about 6 years ago, along with new fuel pump, battery, rebuilt carbs, aftermarket belt tensioner, brakes, and tires with about 2000 miles. Blue interior with cloth inserts, but both front & rear seats need to be recovered. Transmission leaks after sitting for a long time. Cooling fan bearing is starting to wear & makes a little noise at low idle. Flywheel is missing a few teeth and once in a while the starter doesn't catch right away, but it never fails to start.

This is not a show car, but a fun and very reliable driver for weekend cruises and runs to the DQ. Gets a lot of attention. Asking \$6000 obo. Contact Alan at aplantikow@msn.com for more pictures or with any questions.

New: Engine electrical harness, ball joints, Pertronix ignition; headers (110 and 140); custom exhaust; Wallen rebuilt starters generators and alternators; mufflers; rebuilt flywheels; new belly pan for late; crank and rod bearings.

Used parts: complete engines, transmissions, differentials: call for parts – I have a large inventory.

Also: 1969 110hp engine (runs great, sealed & pretty) Rare – aftermarket tube style early air grill – Solid flywheel

I also offer full time Corvair repair

Gary Nelson 612-644-1258

Clark's Corvair Parts®

Our catalog lists over 15,000 parts for your Corvair. We carry engine parts, body panels, upholstery and much more! There are 1,000's of reproduced items available, pages of technical information and lots of other helpful hints.



Check us out at www.corvair.com or call today to order a copy of our printed catalog. You will quickly see why we are the world's largest supplier of parts and all your other Corvair needs. Clark's - More than Parts!

Clark's Corvair Parts® 400 Mohawk Trail, Shelburne Falls, MA 013
(413)625-9776 www.corvair.com email: clarks@corvair.com

WEBSITE: <http://www.corvairminnesota.com/>

← Check out our website!!

OFFICERS:

PRESIDENT

Jack Bacon
195 Mallard Lane
Loretto, MN 55357-9523
763.479.6214
jackchrisbacon@hotmail.com

TREASURER

Lee Knauf
401 West Street
New Ulm, MN 56073-1527
952.448.6983
vairy69@comcast.net

VICE-PRESIDENT

Jim Becker
12930 37th ST
Clear Lake, MN 55319-1101
320-743-2889
mr.jebecker@gmail.com

SECRETARY

Chuck Johnson

9632 Wyoming Terrace
Bloomington, MN 55438-1640
952.240-0414
cljohnson99@gmail.com

MEMBER COORDINATOR

Jack Bacon
195 Mallard Lane
Loretto, MN 55357-9523
763.479.6214
jackchrisbacon@hotmail.com

COORDINATORS:

TECHNICAL EDITOR

Fran Schmit
3370 Library Lane
St. Louis Park, MN
55426-4224
952.929.9174
schmfran@hotmail.com

CLUB WEAR

Bill Cook
600 10th St S
Buffalo, MN 55313-5025
612.940-9179
wdcacook@yahoo.com

HISTORIAN

Cara Knauf
401 West Street
New Ulm, MN 56073-1527
952.448.6983

EDITOR

John Herkenratt

408 7th St S
Hopkins, MN 55343-7722
Jherken1@netzero.net



Spot a 'Vair



As seen in Pawnee Rock, Kansas

.....
CMI is a non-profit corporation, chartered with The CORVAIR Society of America. Send CORVAIR Minnesota's \$20.00 annual dues, payable by Jan 01, to the CMI Treasurer. Membership in CORVAIR Minnesota entitles you to the monthly newsletter, "The Leeky Seel", with free ads for members, a club window sticker, discounts on club activities, information on parts availability, and good advice on the preservation and enjoyment of the CORVAIR automobile.... Yeah!

THE LEEKY SEEL

3370 Library Lane
St. Louis Park, MN 55426-4224
TEMP - RETURN SERVICE REQUESTED



Next meeting is at the MUM!