

# LEEKY



# SEEL

CORVAIR MINNESOTA NEWSLETTER

## President's Page

*Hard* to believe it's the end of June already. Thanks to work and other commitments we haven't had our Corvair out too much. Even my boss commented that he hasn't seen the '69 in the store parking lot much. A disadvantage of having your DM live two miles from your store is that he always knows when you're not there.

We have had a couple outings so far this year. I drove to New Ulm to join up with the AutoFest car club for a cruise to Henderson a couple Tuesdays ago. We met in the Family Video Store parking lot (didn't know anyone even rented videos anymore). We left New Ulm up HWY 15 to Winthrop and went east on HWY 19 to Henderson. We had a perfect night and there must have been 200 cars there. Rich Storlie also made the trip in his early. Henderson does their cruise night every Tuesday. This would be a great outing for CMI in July or August if someone wants to coordinate.

Somehow Cara became responsible for developing and coordinating a cruise night for New Ulm. So far she has put together three cruise nights in New Ulm, the first being Thursday, July 9th. The New Ulm Car Hop and Shop information is located in the SEEL and I'm sure Cara would appreciate a strong showing of Corvairs. I know at least one late will be there. Hope to see a lot more.

Remember we are also the featured car at the North St. Paul cruise night on July 17th. Dan and Tom Quinn have things coordinated well. Check with them to see if they still need gate coverage.

## July 2015

Also remember to let Bill Cook know if your car will be in the Delano July 4th parade (assuming you get this before July 4th, if not, never mind). All Corvairs are welcome, not just convertibles. Again we are the only Corvair club in CORSA that receives a Corvette escort.

We did not have our BOD meeting last Thursday as planned as that was the day of Carol Nelson's Memorial Service. I'm sure Gary appreciated all the CMI members who attended.

Our next BOD meeting will be July 30th if anyone has any business for the board to discuss.

Our July meeting will be at Minnetonka Drive-in in Spring Park. I am looking forward to hearing how GMCCA and the Corvair Convention in Knoxville were.

In the meantime, enjoy the summer and get those Corvairs on the road. road and show them off.

Stay Tuned,

*Lee Knauf*

CMI President



# CORVAIR MINNESOTA

**June 9, 2015**

The annual Wagner's Drive-In meeting was called to order by President Knauf at 6:53. As usual at this venue, many spouses were in attendance. In addition to reciting the CMI creed, we sang happy birthday to Gary Nelson.

Guest Walker Gautsche of St. Louis Park, originally of Eau Claire, was introduced. He has a '64 4-door and his family has long been active in Corvairs.

**May Minutes:** Approved as written.

**Treasurer's Report:** We have \$2328 in our treasury currently, 58 paid members.

## Recent Activities:

**June 2-6:** Ultravan Rally – Rochester, MN. Member Gary Anderson organized this national event. Fran Schmit was a technical presenter so Gary Nelson, Vince Rohr, and Chuck Johnson chaperoned him. Ray McMonigal was an attendee and Jim Brandberg also made the trek. The hosts were great and it was a worthwhile experience.

**June 8:** GMCCA Car Show and Swap Meet: State Fair Grounds. Another perfect day for this show, thank goodness. Fewer Corvairs participated this year, but still a great display. We hosted the "Saturn/Orphans" and the car corral well. Trophies for "Closed" to the Tysons and Jack Bacon's Flat Fred. "Open" trophies to Bruce Hubbard and Gary Nelson.

## Upcoming Activities:

**June 19 – 21: Back to the 50's:** State Fair Grounds.

**June 24-27: National CORSA Convention:** Knoxville, TN, 743 miles from here and the home of Fast Women and Beautiful Horses. NO months remain to complete your projects! Jack Bacon, John Herkenratt, and Vince Rohr are planning to attend.

**June 24:** Carol Nelson Memorial

**June 28:** Willmar Autofest

**July 4:** Delano parade again with reserved spaces for us after the parade!

**July 14:** Membership meeting

**July 17:** North St Paul Car Cruise "CORVAIR NIGHT", a new event for CMI. We will be the featured marque thanks to Tom & Dan Quinn! Tom has a sign up sheet for manning the gate.

**August 11:** Membership meeting

**Labor Day Weekend:** Track time is available in Hastings, Nebraska for \$250—which is a bargain. Details to follow!

Meeting adjourned at 7:27 as rain is eminent.

Respectfully submitted,

Chuck Johnson

\*\*\*\*\*

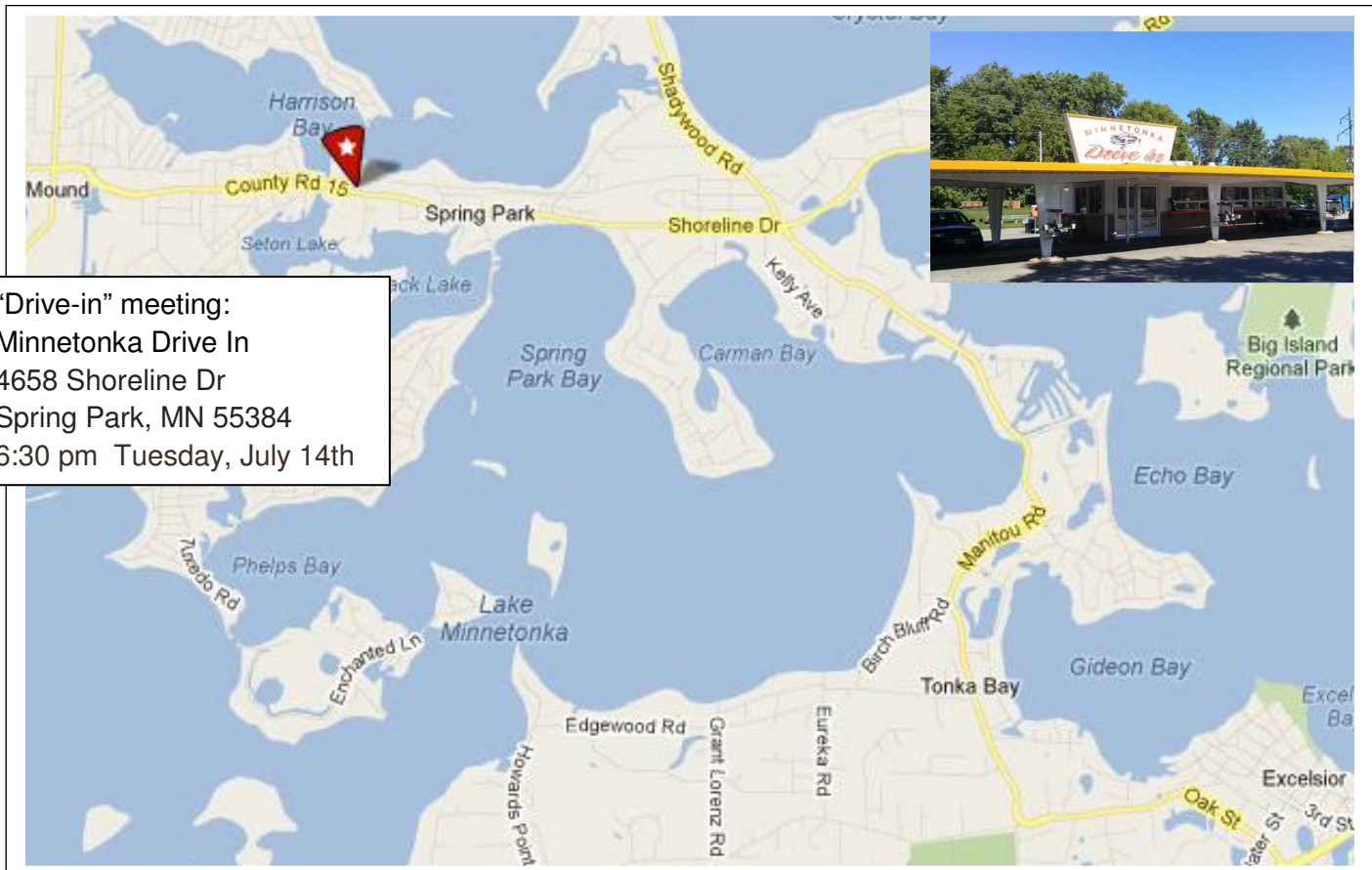
## Fourth of July Parade Reminder

Dear CMI'ers -- Just a reminder, if you want to participate in this years **4th of July Parade in Delano** and haven't already signed up, please let me know **ASAP**. We currently have spots reserved for 12 cars but we can reserve. When you respond please give me your cell phone number. We will be in the first half of the parade again and we'll have a special place to park our cars after the parade is finished, in the SE corner of Central Park. All the food and activities are right there, so we won't have to walk very far. **We will meet at 9:00am on Elm Ave E near Tiger Drive**. Most of the roads will be closed because of the 5K run, so the best way to get to the staging area is to take Hwy 12 to the McDonald's restaurant on the east end of town, go north on County Line Road SE to Elm Ave E, then turn left and go to Tiger Drive. Look for my silver Corvette. Don't forget to bring your flags and CMI magnetic signs. **The parade starts at 10:30am**. You can also go to [www.delano4th.com](http://www.delano4th.com) for more information. If you have any questions you can call my cell at 612-940-9179.

Thanks -- Billy Cook

## Upcoming CMI events:

- July**
- 04 **Fourth of July Parade**, Delano (stay & eat after the parade!)
  - 09-12 Iola Old Car Show and Swap Meet (Car club day – Sunday)
  - 17 **North St. Paul History Cruze night**, 5 pm - 10 pm
  - 17-19 Car Craft Summer Nationals Car show, *moved to Wisconsin*
  - 24-26 Little Log House show, Hastings ( <http://www.littleloghouseshow.com> )
  - 23-26 Kolacky Days, Montgomery, MN (Classic car show 7/25; 9 am-3 pm)  
( <http://www.montgomerymn.org/kdaycar.html> )
- August**
- 08 New London – New Brighton Antique Auto Run (<http://www.antiquecarrun.org/> )
  - 11 Drive In meeting – Dairyette, 1440 Minnehaha Ave E, St Paul
  - 16 Pantowners Car Show, Benton County Fairgrounds ( <http://www.pantowners.org/carshow.html> )
  - 22 Christ's Cross Car and Craft Show, Ham Lake, MN ( [www.christscrosscarclub.org](http://www.christscrosscarclub.org) )
  - 29 Summer Spectacular, Dakota County Fairgrounds, Farmington  
( <http://www.webboundinc.com/bubsbubs/thesummerspectacularsite2/> )
- Sept**
- 05 Classics by the Lake, Buffalo, MN 10am – 2pm
- Oct**
- 11 Roadsters Swap Meet, State Fairgrounds ( <http://roadsterstwincities.com/> )
  - 12 11th annual Drive for Kids - 8 a.m. start (<http://bolderoptions.org/events/drive-4-kids/> )
- Nov**
- 10 Membership meeting – MUM (Voters' meeting)



## Serendipity!

The other day I needed an Oil Pressure Sending Unit (OPSU) for my FC. I could only find some dead ones on my shelf. I made a quick trip over to NAPA and the guy said he only had two – I took them both. Backing up a bit...a few years ago I wanted to build a pressure sensor in my fuel system that tells me first that I have



pressure, second that the filter is not plugged and third that my return line is working. What I wanted was a sensor (switch) that could trigger at less than 2 PSI. I could not find one, so I made a pressure sensing switch and put it on my Rampside. See pic of my home-made setup. Fast forward to last week when I stopped in at NAPA. I got two OPSU's, number OP661358, and when I got them home I decided to see "what pressure" would make these babies work.



Wonder of wonders!!! They both came it a little under 2 PSI - - just exactly what I wanted for my fuel pressure system.

Here's a shot of how it will look with a professional unit in place.

Here's one of my nifty calibration gauge that can read 1 PSI.



I can see what pressure switches the unit by using loose fittings – I put in 10-20 PSI and then stop. As the air leaks out the pressure drops slowly, and I watch the switch click on – at just under 2 PSI!

When I turn on the key and see my red lights for FAN and OIL I also have a light that says no fuel pressure. Starting the engine turns off all three lights ... now.

So, if you need an OPSU that switches at a low pressure or if you think you should build a pressure sensor- - like my fuel pressure ... ask me to retell this story for you.

General question for all you CMLers.

The LED that I originally used in this system was a green LED – it told me there was power to the pump – green for OK (but it didn't tell me "FOR SURE" that I had pressure, only that the pump was getting 12V, and I figured that wasn't good enough). Now that I have installed a working pressure sensor that lights-up only when I have NO Pressure – that's a different story, right? Should I change that LED to a RED one? Give me your opinion, by Email, US mail, Phone or in person.

Thanks,  
Fran



27<sup>th</sup> ANNUAL  
**Summer Spectacular**  
**CAR SHOW**

Dakota County Fair Grounds  
4008 220th Street West Farmington, MN 55024  
Check Us Out

[www.TheSummerSpectacular.com](http://www.TheSummerSpectacular.com) or [www.SouthernCruzers.com](http://www.SouthernCruzers.com)

**Saturday • August 29, 2015**

Swap Meet • Car Corral • Business Expo

**Bigger In 2015 • “BUDDIES” Class**

Park By Your Buddies • Any Make, Model or Year  
This will be a “Top Fifteen” Class with 15 trophies awarded

- Show Registration 9am – noon
- Business Expo 9am – 3pm
- Dash Plaques to the first 400 vehicles
- Swap Meet and Car Corral 9am – 3pm
- Awards Presentation at 3pm
- 21 Classes

75 Class Trophies + 2 “Best of Show” as voted by Participants & Spectators

**\*\*\* CHARITY EVENT • RAIN or SHINE \*\*\***  
**Over \$86,000.00 has been donated to local charities since 2005!!!**

**CHOPPER ... WORLD'S NUTTIEST D.J.**

Entertaining On Main Stage 9am – 2:30pm

For information & forms go to:

[www.TheSummerSpectacular.com](http://www.TheSummerSpectacular.com)

Business Expo: See website for info Show Cars: Call Jim 952-435-3180

Swappers: Call Dick 952-854-6153 or Keith 952-461-2048



[www.DicksCustomHotrods.com](http://www.DicksCustomHotrods.com)



[www.AppleAutos.com](http://www.AppleAutos.com)

Official Sponsor of the Southern Cruzers Car Club



# CAR SHOW

## Swap Meet • Car Corral • Business Expo

GENERAL ADMISSION: \$5.00 per person, 12 & under FREE with paid adult

*General Admission includes on-grounds parking*

Car Corral: \$15.00 Includes Single Admission

Swap space: \$15.00 Includes Single Admission

Free Trolley will be running around the grounds all day – minimal walking!

### EVENTS

- MSRA Safety inspections
- Commercial Vendors
- MSRA Voting Event
- Door Prizes

Available for an additional charge: Burgers, hot dogs, pizza, corn dogs, tacos, cheese curds, mini donuts, popcorn, ice cream, and beverages.

*(We reserve the right to add/delete/change any of the above entertainment/food/activities)*

**\$10.00 Pre-registered • SHOW CARS • \$15.00 at the gate**

Driver and 1 passenger included (additional adults \$5 each, 12 & under FREE with paid adult)

SHOW CARS PARKED ON THE GRASS NO PETS or BIKES

### \*\*\* PRE-REGISTRATION FORM \*\*\*

Detach the form below and mail with your payment.

Pre-registrations MUST be received by August 22, 2015. All pre-registrations are final.

-----  
PLEASE PRINT CLEARLY

Name: \_\_\_\_\_ VEHICLE INFO  
Street Address: \_\_\_\_\_ Year: \_\_\_\_\_  
City, State, Zip: \_\_\_\_\_ Make: \_\_\_\_\_  
Phone: \_\_\_\_\_ Body Style: \_\_\_\_\_  
Main number 2<sup>nd</sup> number (optional)  
Email: \_\_\_\_\_

### Vehicle Classes

Check the correct class for your vehicle ("Restored/Stock" entries – ONLY 3 MINOR mods)


Members Of Southern Cruzers Car Club Will Not Compete.

- |  |   |
|--|---|
| <input type="checkbox"/> A Pioneer 1900-1935                       | <input type="checkbox"/> L Buddies Class ALL Years                    |
| <input type="checkbox"/> B Restored/Stock 1936-1957                | <input type="checkbox"/> M Street Rods 1900-1935                      |
| <input type="checkbox"/> C Restored/Stock 1958-1963                | <input type="checkbox"/> N Street Rods 1936-1941                      |
| <input type="checkbox"/> D Restored/Stock 1964-1966                | <input type="checkbox"/> O Street Rods 1942-1948                      |
| <input type="checkbox"/> E Restored/Stock 1967-1972                | <input type="checkbox"/> P Trucks & Vans - Modified 1942 & UP         |
| <input type="checkbox"/> F Restored/Stock 1973 & UP                | <input type="checkbox"/> Q Street Machines 1949-1957                  |
| <input type="checkbox"/> G Convert/Retractable Stock ALL Years     | <input type="checkbox"/> R Street Machines 1958-1966                  |
| <input type="checkbox"/> H US Sports Cars (2 seat) Stock ALL Years | <input type="checkbox"/> S Street Machines 1967-1969                  |
| <input type="checkbox"/> I Trucks & Vans – Stock 1936 & UP         | <input type="checkbox"/> T Street Machines 1970 & UP                  |
| <input type="checkbox"/> J Imports – Stock ALL Years               | <input type="checkbox"/> U Special Interest, Tuners, Lowriders & Kits |
| <input type="checkbox"/> K Corvettes ALL Years                     |   |

Make check payable to Southern Cruzers Car Club. Mail form and payment to:  
Southern Cruzers Car Club, c/o Jim Neher, 2313 Friendship Lane, Burnsville, MN 55337

The rattle in my door that bothered me for a while.....so I went after it.

I was surprised by what I found. See sketch...showing a side-view of the door. All the door's hardware is bolted to the inside face of the door, including the armrest that is often used to pull the door closed – no great revelation there, but I always have to work around that black paper GM uses to deflect the water that comes down from the window.



Handle, crank and armrest all mount onto the inner panel of the door. That panel is slitted from front to back for the black paper water deflector. Half way back there is a three fingered flexible stamping that is welded at the bottom to reach up to support that slit.

That paper is gently slid into a loooong slit in the door - - water is guided into the slit by the black paper. Again, you say, so what. I never wondered about the structure of the door as it seemed to be a nice solid steel box. A box that is welded around the edges and is thick at the front where the hinges go but nevertheless it is a steel box that is nice and solid. However there is a three foot long slit right down near the bottom, of that strong steel box. The factory knew this

to be a weak point but I never asked about it, as it never made any noise before!


In the middle of that slit is a stamping (crudely sketched above) that is supposed to hold that slit together. Well, it worked well past its factory warranty but now was giving me fits. We can see the spot-welds where the stamping reaches across the slit – two above and two below. In searching for my rattle I tapped on all parts of the door and the rattle persisted till I stuck my finger into "The Slit" and it went silent. I found 'where' but now had to find 'what' and maybe 'why'.



Here's a photo inside the door. You can see the window hardware up towards the hinges. On the left is the inside of the painted door covered with sound-deadening spattered undercoating. At the bottom of the four inch deep door you can see some little rubber fingers sticking up where the weather-stripping is plugged into. Standing up from the bottom is the noise generating structure

in question; it appears to have two tall fingers and a shorter one in the center. I did remove the window 'stop' for the picture as I could not get the camera in any better place than where that 'stop' is bolted. It willingly sacrificed itself for the sake of the photo! Here's where the rattle came from - - let's get a closer view of those two broken fingers. Once I found the source of the rattle I thought of how to weld those two broken arms. It is not in a place that I felt it was

possible for me to 'tack' them back together so I mixed up a large ball of Epoxy-putty and – with my arm inside the door well past the elbow – I wrapped those two sore spots with a protective gob of goo....each!



Rapping on the door proved the 'fix' had been effective. Do you suppose I should check the door on the other side?  
Fran

## Rally of rare motorhomes pitches camp in Rochester Elizabeth Hurley, ehurley@postbulletin.com

In a rare sighting, five whales rolled into Chester Woods Park this week. "Whale" is the nickname given [Ultra Vans](#), Class-A virtually all-aluminum motorhomes designed by David Peterson in the early 1960s. Gary and Olga Anderson of Rochester were the hosts of the Eastern Ultra Van Summer Rally at Chester Woods. "Most of us started off in the Corvair world. That's kind of the entry point," Gary Anderson said of the two dozen people milling about the park on Wednesday.

Powered by air-cooled Chevrolet Corvair engines, Ultra Vans are built of aluminum sheets riveted to aluminum ribs and weigh a slight 3,500 pounds.

Fran Schmit, of St. Louis Park, Minn., doesn't own an Ultra Van but attends the rallies to admire them. "We're Corvair people," he said of the connection between Corvair and UltraVan admiration.

Ultra Vans were produced from 1961 to 1972, with the majority of production between 1966 and 1970. In 1970 they stopped using Corvair engines and switched to a V-8 engine until production ceased in 1972.



Jim Davis of Murray, Kent., talks with Jim Brandburg about his 1968 Ultra Van at Chester Woods Park on Wednesday. One of the smallest Class A motor homes ever made the Ultra Van is 22 feet long, 8 feet wide and 9 feet high. Most are power by a 140 HP Corvair 6 cylinder, air-cooled engine mounted in the rear.



The dash and driver's seat of the Ultra Van belonging to Jim and Roy Davis of Murray, Kent. The removable steering wheel is not factory. (Ray McMonigal and Vince Rohr seen through the window.)



Judy and David Fox of Marshfield, Wis., enjoyed taking their 1969 Ultra Van out for the first time. After four years of preparations, the couple trekked to Chester Woods Park for an Ultra Van Rally hosted by Gary and Olga Anderson of Rochester.



# CMI Classifieds

\*\*\*\*\*

\*\*\*\*\*

**New:** Engine electrical harness, ball joints, Pertronix ignition; headers (110 and 140); custom exhaust; Wallen rebuilt starters generators and alternators; mufflers; rebuilt flywheels; new belly pan for late; crank and rod bearings.  
**Used parts:** complete engines, transmissions, differentials: call for parts – I have a large inventory.  
**Also:** 1969 110hp engine (runs great, sealed & pretty) Rare – aftermarket tube style early air grill – Solid flywheel

**I also offer full time Corvair repair**

Gary Nelson 612-866-3247 or cell: 612-644-1258

\*\*\*\*\*

**Wanted:** Looking for a “fixer – upper” Greenbrier or van. Ken Laursen phone 612-735-8955 or:

[rockabillyrebel61@yahoo.com](mailto:rockabillyrebel61@yahoo.com)

\*\*\*\*\*

## Parts for Sale:

- '64 - steering box (core value \$200.00) rebuilt \$260.00
- '62 - 3 piece front trim NOS \$250.00
- '65 - front grill - very good \$150.00
- '63 - 700 rocker trim (narrow) NOS \$150 ea.
- '62 - 500/700 (narrow) rocker trim NOS \$150 ea.
- '61 - '63 car steering box - used (core value \$180.00) \$180.00
- '65 - '66 steering box - used (core value \$170.00) \$170.00
- '65 - '69 headlight bezel NOS (left) \$150.
- '64 rear exhaust air grill NOS \$180

FOR SALE ---- (25) 1965 WHEEL COVERS - (2) WITH CORSA INSERTS ONE OR ALL - - REASONABLE  
Jerry Berge 480-250-8816

We have a beautiful **1963 Corvair Monza Spyder**, 2 door hard top, 4 speed, white with a red interior that we need to sell as we are moving downsizing and won't have room. It truly is a beautiful car and at one point was even in a car museum. Could you put the word out and see if anyone might be interested in it? We are in Duluth and could deliver the car if needed. We could also send pictures to any interested parties. Anyone interested could email me or my husband at [rlund1@q.com](mailto:rlund1@q.com) or call Roger Lund at 218-393-0747. We just would like to see the car go to a good home with someone who appreciates it. Thanks for your help. Cristie and Roger Lund

\*\*\*\*\*



**1964 Monza Coupe**, in very good condition, no rust, repainted by MAACO, 110 HP, Power Glide, new tires, recent brake system overhaul by Gary Nelson of CMI. Howard (Bud) Brady 952-891-4790

\*\*\*\*\*

## Corvair Repair In Minnesota

Your Place or Mine

Part Time Casual, Off Season Is Best  
Mobile Service, Trailering Service, Reasonable Rates  
CORSA, Corvair Minnesota and SCCA Member

**Jim Brandberg**

2214 - 293 ½ Av. NW, Isanti, MN 55040  
763-444-9334 [jimbrandberg@aol.com](mailto:jimbrandberg@aol.com)

**Our 42nd Year!**  
**Get the 2013-2018 Catalog**  
If you did not get the catalog in 2013 or 2014, you can get one **FREE** on your first **\$50 order** during 2015.

(Additional catalogs \$3 with an order)

**Over 100 new repro parts in the past 3 years.**

**Clark's Corvair Parts®**

400 Mohawk Trail, Shelburne Falls, MA 01370  
(413)625-9776 [www.corvair.com](http://www.corvair.com)

**WEBSITE:** <http://www.corvairminnesota.com/>

**OFFICERS:**  
**PRESIDENT**

Lee Knauf  
1340 Broadview Ave  
Chaska, MN 55318-1704  
952.448.6983  
vairy69@comcast.net

**TREASURER**

Ray Alexander  
901 Woodlawn Ct  
Burnsville, MN 55337-3627  
651.334.8473  
fleetcap@aol.com

**VICE-PRESIDENT**

Gary Nelson  
6916 Russell Ave S  
Richfield, MN 55423-2024  
612.866.3247

**SECRETARY**

Chuck Johnson  
9632 Wyoming Terrace  
Bloomington, MN 55438-1640  
952.947.9106  
cljohnson99@gmail.com

**MEMBER COORDINATOR**

Jack Bacon  
195 Mallard Lane  
Loretto, MN 55357-9523  
763.479.6214

**COORDINATORS:**  
**TECHNICAL EDITOR**

Fran Schmit  
3370 Library Lane  
St. Louis Park, MN  
55426-4224  
952.929.9174  
schmfran@hotmail.com

**CLUB WEAR**

Bill Cook  
1106 33<sup>rd</sup> St SE  
Buffalo, MN 55313-5341  
612.940-9179

**wdcacook@yahoo.com**

**HISTORIAN**

Cara Knauf  
1340 Broadview Ave  
Chaska, MN 55318-1704  
952.448.6983

**EDITOR**

John Herkenratt  
408 7th St S  
Hopkins, MN 55343-7722  
Jherken1@netzero.net

**Spot a 'Vair**



The DynaTrak was built by Canadair of Montreal in the mid '60s for the US Army. 63 units were built (along with motorized "trailers") of which 4 survivors are known. One was displayed at the 2015 CORSA convention in Louisville KY. It features a 70 hp Corvair engine, aluminum tracks and a bilge pump.



**CMI is a non-profit corporation, chartered with The CORVAIR Society of America. Send CORVAIR Minnesota's \$20.00 annual dues, payable by Jan 01, to the CMI Treasurer. Membership in CORVAIR Minnesota entitles you to the monthly newsletter, "The Leeky Seel", with free ads for members, a club window sticker, discounts on club activities, information on parts availability, and good advice on the preservation and enjoyment of the CORVAIR automobile.... Yeah!**

**THE LEEKY SEEL**

3370 Library Lane  
St. Louis Park, MN 55426-4224  
**TEMP – RETURN SERVICE REQUESTED**



*Many activities this summer –  
will we see you at some?*