

# LEEKY



# SEEL

CORVAIR MINNESOTA NEWSLETTER

## President's Page

*Another* year is winding down. Some of our members have left (fled?) for warmer climates but most of us will hunker down for another Minnesota winter. Let's hope it's not quite as rough as last winter.

The club had another great year. GMCCA was well attended; we had a nice Fall Cruise, found \$70 during our highway clean up and kept our Treasurer out of jail when he tried to deposit the \$70 (counterfeit, oops). And as I always like to point out, we're the only Corvair club to get a Corvette escort in a Fourth of July Parade. We also gained some new members - all in all a great year.

So let's keep it going. Thanks to Dan Quinn, we are investigating a new venue for our Spring Pancake Breakfast which will be a little closer to home than last year's restaurant. The CORSA Convention is in Knoxville, Tennessee; a much easier drive than Tacoma.

As always we are open to suggestions and/or requests for restaurants, activities, or other things for the club to do. If there is something you'd like to try or someplace you'd like to take the club, let someone on the board know and we will investigate.

## December 2014

That being said, we must be doing something right as the current officers have been entrusted for another year. I thank you for your vote of confidence and will do my best to keep the club active and growing in 2015.

That's all I have this month. Other than have a happy and safe Holiday season no matter which climate you find yourself in and we'll see most of you at the Holiday Party in January.

Stay Tuned,

*Lee Knauf*  
CMI President



Reminder:  
the December meeting will  
be on the 9<sup>th</sup> at the MUM.



# CORVAIR MINNESOTA

## Veterans' Day

**November 11, 2014**

President Lee Knauf called the meeting to order at 7:00 at Messiah Methodist Church (MUM) in Wayzata. 15 members were present.

**September Minutes:** Approved as written.

**Treasurer's Report:** We have a current balance of \$2537 in our treasury. Ray also reported that the \$70 found by Lee & Cara while performing Adopt-A-Highway duties turned out to be counterfeit. They good news is he was not arrested for trying to pass these bills off to the bank.

### New Business:

**January 4, 2015: Holiday Dues Party:** Bill Cook reported everything is in order for our party, so remember to **sign up** and **mark your calendars**. Since we are holding this after the Holidays, you may wish to bring your STEP donation to the December membership meeting. More information is in the Leeky Seel.

**Election of Officers for 2015.** Nominations remained open with no additions, so CMI will once again have a carryover slate of officers.

**Membership Chairman:** Jack Bacon suggested we have a membership chairman and **volunteered** to undertake this responsibility. THANK YOU! He will formalize a plan as this has been treated somewhat casually in the past.

**Annual Spring Breakfast:** Dan Quinn has once again volunteered to chair this event and has several prospects for holding it on the EAST side this year, stay tuned. Dan reports there are also "Corvair" desk chairs available at Office Depot. . .although there is no apparent correlation to our cars.

**Incentive Items:** Bill Cook proposed several ideas for giveaways to make CMI more visible at events. He will be bringing us some ideas and samples to evaluate.

**BREAK:** Carol sent Bill with excellent cookies and bars this evening.

## Remaining Treats for Winter Meetings:

December:	<u>Ray Alexander</u>
January:	Chuck Johnson
February:	Cliff Picht
March:	Auto show
April:	Tom Quinn

**TECH SESSION:** Fran showed us how to re-wire the headlights on our Corvairs so the headlights will be on whenever the vehicle is running. He also brought air cleaner j-hook replacements he has developed and we intend to have a meeting at Dave Peterson's garage to make a supply of them in the new year.

Meeting adjourned: 9:03

Respectfully submitted,

*Chuck Johnson*

\*\*\*\*\*  
Hear ye; hear ye: By popular acclaim the current officers have been elected to another term of office!

*"A man only learns in two ways, one by reading, and the other by association with smarter people." Will Rogers*

\*\*\*\*\*

### 2015 Proposed schedule:

**January--MUM**  
**February--Dave Peterson's**  
**March--Mpls Auto Show**  
**April--MUM**  
**May--Restaurant TBD**  
**June--Drive-in (Wagners?)**  
**July--Minnetonka Drive in**  
**August--Drive-in TBD**  
**September--Drive-in TBD**  
**October--MUM**  
**November--MUM**  
**December--MUM**



### **Soapbox/ sales pitch**

Do you realize what you are missing by subscribing to the printed version of the SEEL vs the eSEEL? This month we had over 9 extra pages (eSEEL Extras) in addition to the high resolution, full color images in the regular SEEL. Plus you can re-size the eSEEL on your computer to make viewing more enjoyable. Just sayin'. Let me know if you want to switch (shoot me an e-mail). *John*

## Prep notice for the February Meeting in Long Lake. Clamps for the air cleaner...or "Cleaner Clamps"

The 'Brake hold down pins' are available from CLARK'S. A kit for 2-wheels of an FC, (\$9), will give you springs and pins for four "cleaner clamps". Assuming every one you make comes out fine you will have a spare set to give to your friend(s). Buy supplies now before the Holiday Rush!


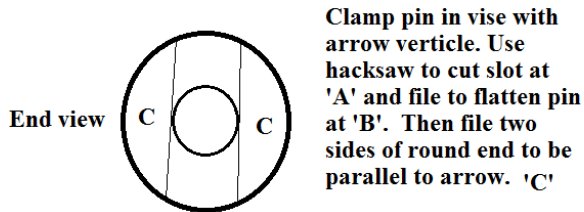
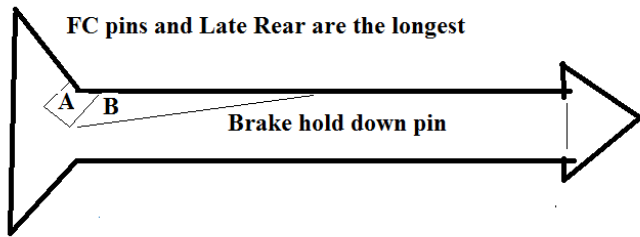
I did a little testing and found the springs take about 25# to close the windings all the way. 10-20 pounds of force is plenty to hold the air cleaner down snugly. To verify the modified pins can take the stress of this application I set up a tester and found the "barbed end" can lift at least 75# and show no bending at all. I wasn't able to make a tester that could measure the breaking of one.

We plan to meet at Dave Peterson's shop for the February meeting. John will have directions to Long Lake. Bring your pins, springs, etc. If you have a vise-grip and a file, put your name on it and bring it along. Dremel tool, too...great!

Dave has lots of tools so there shouldn't be any problems, except if you don't bring your own pins.

This is how the clamp fits on the air cleaner. The longer pin is easier to install because it doesn't bend the spring as far.

There are four different lengths of pins. They will all work but the shorter ones will just be tighter. 2-7/16" down to 2-1/16"



This photo shows how the sharp end of the steel clamp engages the hole in the Carb's Aluminum air horn.

## Lights ON!!

In the spring and in the fall we often drive with the sun sitting right on the road in front of us – so we are driving “blind” and cannot see the oncoming traffic - - except when the opposing vehicles have their lights ON! So we will discuss Daylight Running Lites (DRL).

Modern cars have separate lights for separate functions and more often than not run both the Parking lights with the Daylight Running Lights to ensure that the width of the vehicle is identifiable even if a bulb fails. These cars also often display “DRL” on the dash to signify these lights are on any time the car is in operation. As it has become apparent to the CMI members that driving during the day with the headlights on is a beneficial safety feature I have offered to write a description for modification of the CORVAIR wiring harness. There are two variations of this modification (the “Deluxe” and the “Low Cost”) that will be discussed. Both result in Daylight Running Lights, but each offers its own set of advantages. Find the one you like, but read about both.

CORVAIRS have Headlights, Parking Lights, Taillights and Dash lights too. The “Deluxe” modification allows us to turn on ALL of our lights automatically which allows us to drive without having to think about them; they are all on when the engine is running. Day or night, your presence is made known to oncoming motorists as well as those approaching you from the rear. Additionally, there is no danger of accidentally forgetting to turn off your lights because the headlight switch has not been manually engaged. It’s all, Automatic

The alternative “low cost” modification allows us to turn on only the headlights automatically while leaving the other lights manually operational using the headlight switch. Because some lights would be automatically turned on and others left manual, we have to think about “which ones are on...when”. Example: Automatically turning on the ‘head-lamps-alone’ gives us the Daytime Running Lite without the Taillights or the dash, etc. It can then fool us, when driving at night, into thinking our Tail-end is lit when we can obviously SEE that our Headlights are on. We can, of course, manually pull on the switch so that our lights are on during the day but then we often forget to turn them off...and have a dead battery! Bummer!

So, we can do the Deluxe “all the lights” modification which takes a little more time, Or...we can do the Low Cost, “Just the Fronts”.

Let me give you a quick rundown on the difference between the quick Low Cost (easier) wiring and the Deluxe “ALL the lights” wiring:

First, there are two Head-Light Switches found in CORVAIRs that do the same thing but are not shaped the same. The longer unit was used in the Earlies and the square one was found in the Lates. We’ll talk about how to modify both units to add DRLs.

Second, we will be adding a relay controlled by the GEN’s tell-tale light that will activate after the engine has started (not before cranking or during cranking) and will turn off when the engine and GEN stops. You don’t have to think about this part once it’s installed and it will work every time as this is a **robust** design. This relay will power both your Hi and Low-Beams every time your engine starts or stops. Choosing this low cost option is very quick as it only involves adding one wire from the relay to the dimmer switch. This is the “cheaper” version of a Daytime Running Light (DRL). However, it does not provide the Parking lights to be on for that rare time of having a burned-out headlight.

NOTE: For several reasons I DO NOT endorse modifications that use the three terminal oil pressure sensor sold by vendors for powering electric fuel pumps; ask me and I’ll tell you why.

The ‘Deluxe’ version of a DRL modification on a CORVAIR involves the exact same sequence described above with the additional time involved in tying the relay wire “UP” to the other two wires, shown later.





# ***Corvair Minnesota Holiday Party***

Sunday, January 4th, 2015 at LATUFF'S PIZZERIA  
10820 Highway 55, Plymouth - just west of Hwy 169

Social Hour: 4:30 pm    Dinner: 6:00 pm

Cash Bar with Pizza Appetizers

Cost is only \$20.00 per person (check payable to CMI)

## MENU CHOICES:

Baked Meat Lasagna

Chicken Parmesan

Golden Fried Jumbo Shrimp

Italian Sampler (Rigatoni, Ravioli, Spaghetti & Meatballs)

Dinners include: Salad, Beverage & Dessert

Chicken & Shrimp Dinners also include Pasta

Questions/directions: call Bill Cook @ 612-940-9179

\*Remember to bring your donation for the STEP Program\*

(see details elsewhere in the SEEL)

\*\* \$20.00 dues for 2015 are payable at the Party or mail check to \*\*

Ray Alexander

901- Woodlawn Court

Burnsville, MN. 55337-3627

.....  
***\*\*\* Annual CMI Holiday Party Response \*\*\****

Name \_\_\_\_\_ Lasagna \_\_\_ Chicken \_\_\_ Shrimp \_\_\_ Sampler \_\_\_

Name \_\_\_\_\_ Lasagna \_\_\_ Chicken \_\_\_ Shrimp \_\_\_ Sampler \_\_\_

Cost: \$20.00 per person (make your check payable to CMI)

Mail this response with your check for the Party no later than December 26th to:

CMI Holiday Party

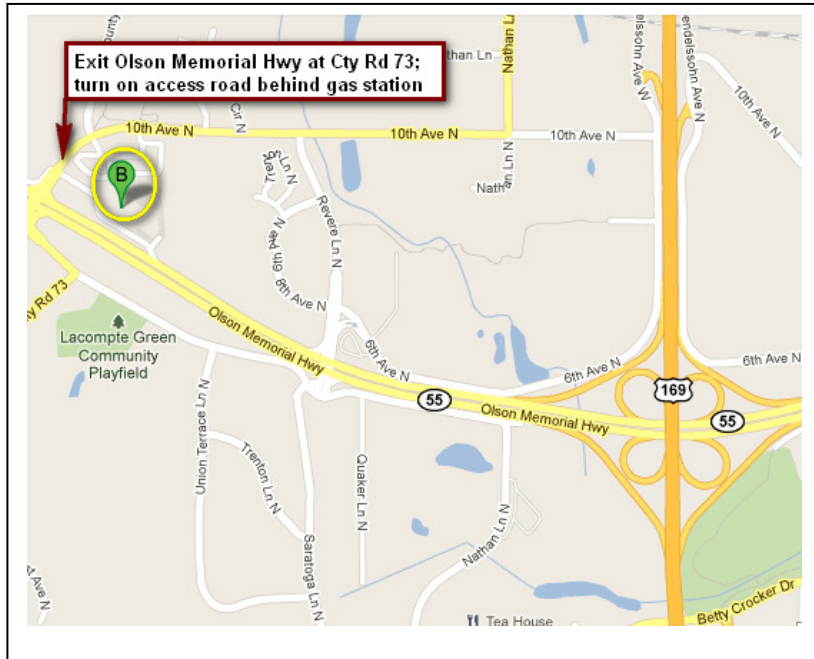
Bill & Carol Cook

1106 - 33<sup>rd</sup> St SE

Buffalo, MN 55313

**Latuff's Pizzeria** 10820 Highway 55, Plymouth, MN  
(763) 545-2914

## Corvair Minnesota's Annual Holiday/ Dues Party



**S.T.E.P.** will again be our Holiday/Dues Party charity this year. The people at S.T.E.P. have informed us that these items are needed....

- \* CASH - STEP can get a better deal on food than an individual can.
- \* CUB gift cards.
- \* Personal care items: Toothpaste/brushes, Deodorant, Hand lotion/ bar soap, Perfume etc.

As with Susan's charities, "Hotel shampoo and Soap" are always welcome. If you wish to Purchase Christmas gifts:

- \* Toys and games for younger children (please no \$-store toys)
- \* \$15 - \$30 gift cards for older children - like from Target, are great.

Questions? Call **Mary Schmit** at 952.929.9174



“UP” means you, or your technician, has to look UP under the dash to find the correct wires to tap into. A lot of people do not like to work upside down. It is possible to find the wires and access them without pulling down the wiring harness but I find it makes the job more certain; better quality and with less chance of error. It’s not easy to take the bundle down and peel back the black tape to get at the wires going in to the Light Switch but you’ll be happier with the results. This extra investment of *time*, and effort, is the cost difference between the low-cost DRL and a Deluxe-DRL. If you hire it done the Deluxe will cost more money.

This extra investment provides these DRL features:

Headlights ON whenever the car is running – High beam or Low beam.

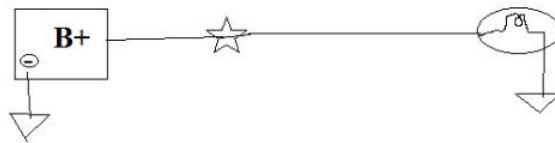
Front running lights – formerly called ‘PARK’. ..can show the width of the car if needed.

Dash (panel) lights - - with the rotating dimmer when you are driving at night.

Taillights - - The same as you would normally have. Signals are unaffected by this Mod.

ALL of the functions of the normal MANUAL Headlight Switch, as if you had pulled the handle yourself.....only now they will not only come on every time you start-up, but they will also go DARK, automatically

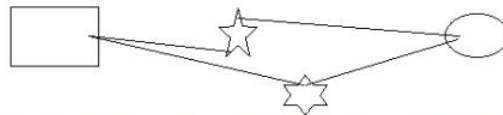
## Short lesson on Circuits



**When a battery is connected to a switch and that switch goes to a lamp, closing the switch turns on the lamp.**



**When that switch is open the lamp stays dark.**

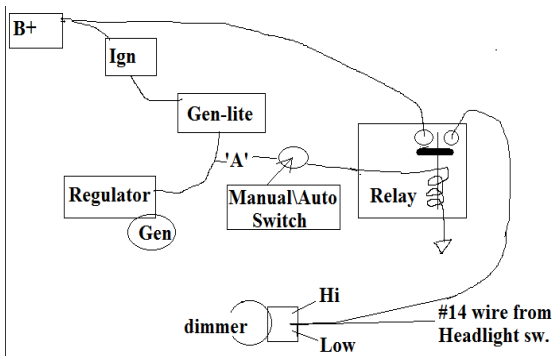


**When a different switch is connected to this same circuit, it can turn the lamp on even when the first switch is open.**

### The Lesson:

If the first switch ☆ is a Headlight switch and the second switch ☆ is a relay, both from the same battery, the relay can turn on the headlights when the NORMAL switch is not pulled and there will be no conflict in the wiring. Either one, or both, will turn on the lights.

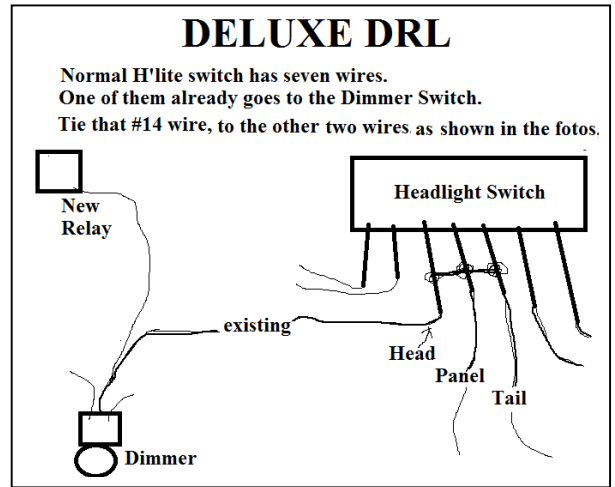
**NOW IS WHEN WE MAKE THIS STORY INTO A CORVAIR-DRL STORY.**



When the engine starts and the "gen/reg" gets going, the GEN-lite goes out. That means the wire to the relay (labeled 'A') is HOT! When current goes through the coils of a relay it makes a magnet that slams the contacts together, connecting B+ to the DRL. The Man/Auto Switch allows you to operate all lights manually.

This new wire from the relay goes straight down to the dimmer switch for the quick DRL.


The Deluxe model uses all of the 'quick' s circuitry.



Here are a few pics to guide you. Early and late switch bottoms .... Early and late connectors from your perspective that are labeled to guide you in how to tie the proper leads together to make a Deluxe DRL.

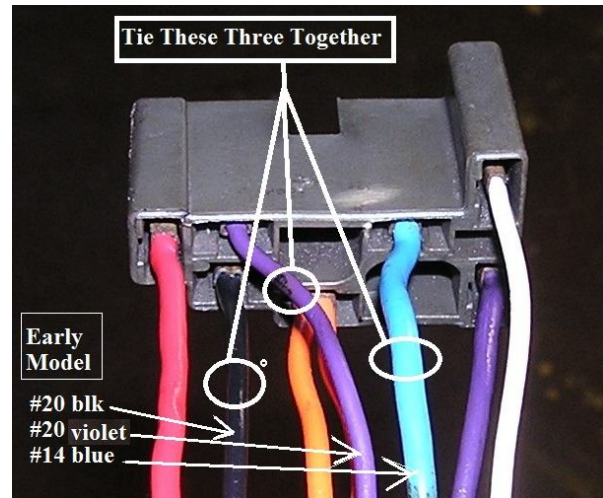

**DO NOT CUT THESE WIRES,**

**SIMPLY EXPOSE THEM AND SOLDER THEM TOGETHER WITH THE NEW DRL WIRE.**



Violet, Black and Lt. Blue on the EM  
Note: The big #14 wire (blk/LM, lt blu/EM) is the wire that goes down to the Dimmer Switch:

Brown, black and purple on the Lates:



Also: when these three wires are together your manual headlight switch will no longer have the PARK function. Any position on Manual will get you all the lights.

*Fran Schmit / Peter Schmit*



# CMI Classifieds

\*\*\*\*\*

\*\*\*\*\*

**New:** Engine electrical harness, ball joints, Pertronix ignition; headers (110 and 140); custom exhaust; Wallen rebuilt starters generators and alternators; mufflers; rebuilt flywheels; new belly pan for late; crank and rod bearings.  
**Used parts:** complete engines, transmissions, differentials: call for parts – I have a large inventory.  
**Also:** 1969 110hp engine (runs great, sealed & pretty) Rare – aftermarket tube style early air grill – Solid flywheel

**I also offer full time Corvair repair**

Gary Nelson 612-866-3247 or cell: 612-644-1258

\*\*\*\*\*

**Wanted:** Looking for a “fixer – upper” Greenbrier or van. Ken Laursen phone 612-735-8955 or: [rockabillyrebel61@yahoo.com](mailto:rockabillyrebel61@yahoo.com)

\*\*\*\*\*

Part Cleaning  
 Soda Blasting, Sand Blasting  
 Powder coating

Vince Rohr  
[vincerohr@hotmail.com](mailto:vincerohr@hotmail.com)



**1964 Spyder.** Low mileage runs & drives excellent. W/ 5 factory orig. knock off wire wheels. interior very nice. rare tissue dispenser. new tire & brakes. tuned up; new silicone wires. some rust on bottom but not through floors. 20 footer could use paint but presentable as a driver. \$4500/ offer (new price) Bruce Alexander 605-996-1039 Mitchell, SD. [brucealexander11@yahoo.com](mailto:brucealexander11@yahoo.com)

\*\*\*\*\*

**1963 Spyder** 22,000 ACTUAL miles. Great shape & we do have all four hubcaps for the vehicle. Very rare Chevrolet It is a classic! Was asking \$10,000 for this vehicle, have decided to drop asking price to \$9,000. We will accept offers, but no less than \$8,000. Call/Text (218)251-3484 Kathy



**Corvair Repair In Minnesota**

Your Place or Mine  
 Part Time Casual, Off Season Is Best  
 Mobile Service, Trailering Service, Reasonable Rates  
 CORSA, Corvair Minnesota and SCCA Member

**Jim Brandberg**  
 2214 - 293 ½ Av. NW, Isanti, MN 55040  
 763-444-9334 [jimbrandberg@aol.com](mailto:jimbrandberg@aol.com)



**1962 Monza Coupe-** Slightly over 42,000 miles, runs well, no rust, in very good condition. Automatic transmission, four new tires. White with black interior. Fun to drive but at my age it's getting tougher to get in and out! **Make offer** Bill Von Hassel 952-946-2245 or [VonH9700@aol.com](mailto:VonH9700@aol.com)

**Zip** printing & copy shop  
 Cori Judge  
 Assistant Manager

Office: 952.920.2113 • Cell: 612.788.4061  
 E-mail: [Cori@zipcopyshop.com](mailto:Cori@zipcopyshop.com) • Sat & Evening Appts Available  
 4950 Excelsior Boulevard • St. Louis Park, Minnesota 55416

**WEBSITE:** <http://www.corvairminnesota.com/>

**OFFICERS:**

**PRESIDENT**

Lee Knauf  
1340 Broadview Ave  
Chaska, MN 55318-1704  
952.448.6983  
vairy69@comcast.net

**TREASURER**

Ray Alexander  
901 Woodlawn Ct  
Burnsville, MN 55337-3627  
651.334.8473  
fleetcap@aol.com

**VICE-PRESIDENT**

Gary Nelson  
6916 Russell Ave S  
Richfield, MN 55423-2024  
612.866.3247

**SECRETARY/ GMCCA Rep**

Chuck Johnson  
9632 Wyoming Terrace  
Bloomington, MN 55438-1640  
952.947.9106  
cljohnson99@gmail.com

**COORDINATORS:**

**TECHNICAL EDITOR**

Fran Schmit  
3370 Library Lane  
St. Louis Park, MN  
55426-4224  
952.929.9174  
schmfran@hotmail.com

**CLUB WEAR**

Bill Cook  
1106 33<sup>rd</sup> St SE  
Buffalo, MN 55313-5341  
612.940-9179

**wdcacook@yahoo.com**


**HISTORIAN**

Cara Knauf  
1340 Broadview Ave  
Chaska, MN 55318-1704  
952.448.6983

**EDITOR**

John Herkenratt  
408 7th St S  
Hopkins, MN 55343-7722  
Jherken1@netzero.net

**Spot a 'Vair:**



**Happy Holidays**

**CMI is a non-profit corporation, chartered with The CORVAIR Society of America. Send CORVAIR Minnesota's \$20.00 annual dues, payable by Jan 01, to the CMI Treasurer. Membership in CORVAIR Minnesota entitles you to the monthly newsletter, "The Leeky Seel", with free ads for members, a club window sticker, discounts on club activities, information on parts availability, and good advice on the preservation and enjoyment of the CORVAIR automobile.... Yeah!**

**THE LEEKY SEEL**

3370 Library Lane  
St. Louis Park, MN 55426-4224  
**TEMP - RETURN SERVICE REQUESTED**



**Last chance to sign up for the Holiday/ Dues Party!**